

MR6000 Viewer: Installation Procedures

1. Specifications

The MR6000 Viewer is a PC application for viewing and analyzing measurement data recorded by the MR6000 Memory HiCorder on a PC.

Supported Instruments	Product Name
MR6000, MR6000-01	Memory HiCorder

MR6000 Viewer Functions:

- Display measured waveforms
- Search waveforms
- Numerical calculation, waveform calculation, FFT calculation
- Convert measurement data to CSV format

2. System Requirements

To use MR6000 Viewer, the following minimum computer system configuration is required.

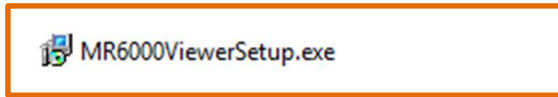
OS	Windows® 10 64-bit version, Windows® 11 <ul style="list-style-type: none">• Japanese/English/Chinese Operating Systems (displayable in each language) How to check your system's version: <ol style="list-style-type: none">1. Press [Windows] and [R] on your keyboard to display the Run dialog box2. Enter WINVER in the [Open:] field3. Click OK The OS version number will be displayed.
Memory	Minimum 16GB
Disk space	Minimum 50GB
Display	Resolution of 1280×1024 or better
Installation account	Administrator
Execution account	Administrator

- MR6000 Viewer does not support the 32-bit version of Windows 10
- Certain PC environments may not support full operation of the MR6000 Viewer despite meeting the minimum requirements above.

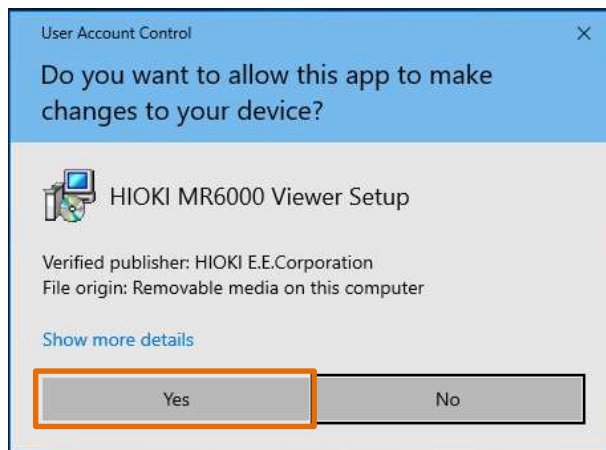
3. How to Install

Perform the following steps using an administrator account.

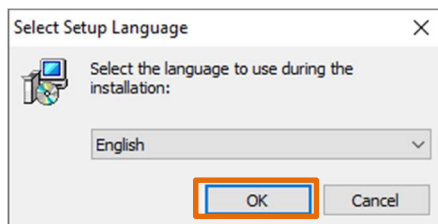
- 1. Extract the MR6000 Viewer file and copy it to USB memory.
- 2. Insert the USB drive into your PC.
- 3. Double-click on [\[MR6000ViewerSetup.exe\]](#) that you saved on your USB drive to install the file.



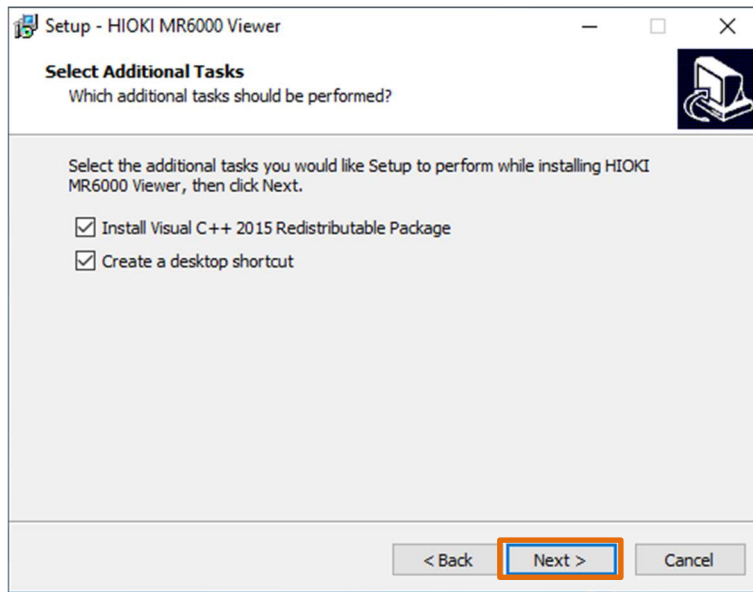
- 4. Another warning message will appear. Click “Yes” to agree to add changes to the device. (This message may not appear depending on previously made settings.)



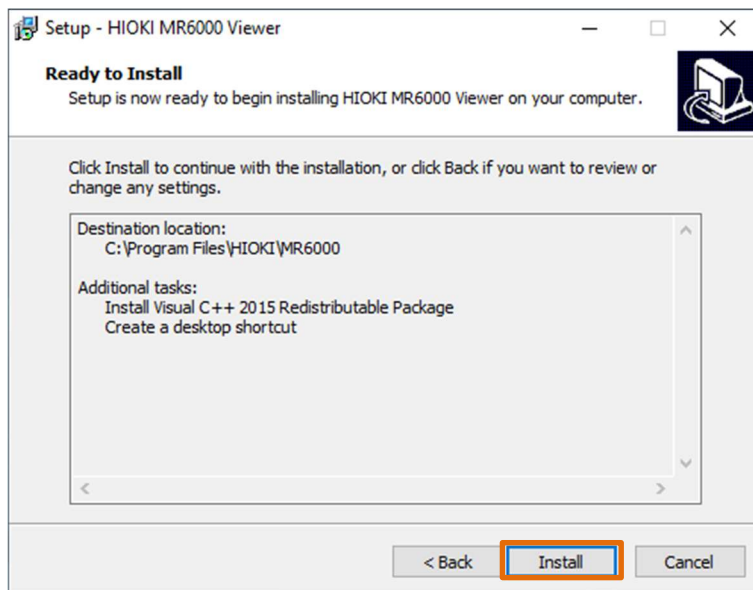
- 5. Select your language and click [OK].



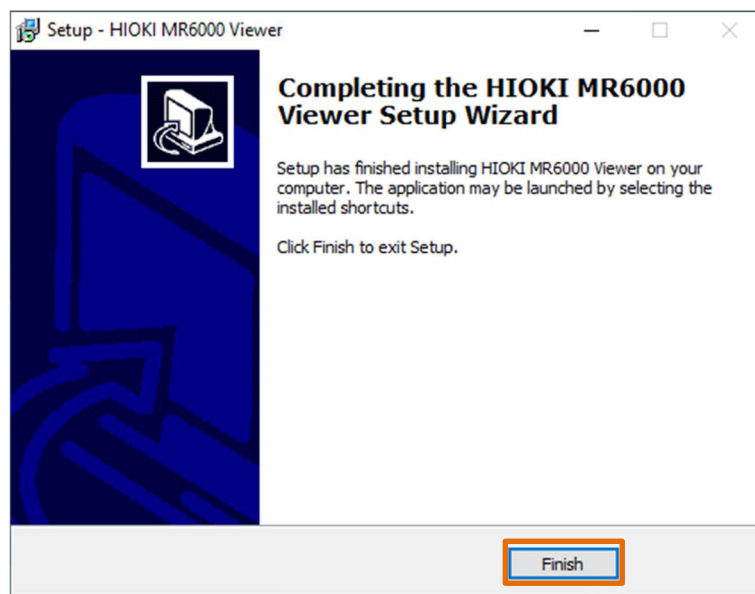
-6. Verify that the two check boxes are activated as shown below, and click “Next”.



-7. Click “Install”.



-8. When the following dialog window is displayed, click “Finish”.



-9. Installation is completed.

4. Revision History

V4.05 (August 2023)

Resolved bugs

1. Wrong data is read when reading waveform files continuously after the third time.

V4.04 (July 2023)

Improvement

1. Increased memory capacity for measurement data to 16GB.

V4.03 (March 2023)

Improvement

1. Enabled to load waveform files of MR8847A, MR8827, MR8740, MR8741 that are measured and saved with pre-trigger set in DIV units

V4.02 (August 2022)

Improvement

1. Waveform files saved by MR8740T can now be read (only UNIT1 to UNIT8 waveforms).

Resolved bugs

1. Fixed a bug that caused the installation of Viewer to fail.
2. When reading a waveform file of the MR8847 series, if one channel is saved in one unit and the other channel is not saved, the unsaved channel will also display a random waveform.
3. Other minor bugs were resolved.

V4.01 (May 2022)

1. Supports version upgrade of MR6000 firmware.

V4.00 (April 2022)

Added function

1. Power Calculation.
2. Waveform Calculation (Resolver, Encoder).
3. The number of screens to be divided (Triangle, Hexagon, Nonagon).

Improvement

1. The maximum number of calculation points for waveform calculation has been increased to 5,000,000 points.
2. Waveform file format in ASAM MDF 4.0 format.
3. Enabled to select the display channel of the trace cursor value.
4. Waveform files saved by MR8847, MR8827, MR8740, MR8741 can now be read.

Resolved bugs

1. Fixed a bug that caused a freeze when channel settings were made after loading a file in which an arbitrary waveform unit was used.

V3.51 (July 2021)

- Supports version upgrade of MR6000 firmware.
- Fixed a bug that the time value becomes the value of slow measurement sampling when reading a file saved in real time with the fastest measurement sampling on SSD.
- Changed to read unit information and channel settings when reading the setting file.
- Changed so that the specified waveform is displayed when started from the command with the waveform file name as an argument.

V3.50 (May 2021)

- Supports version upgrade of MR6000 firmware.
- Supported OS versions have been changed.

V3.11 (October 2020)

- Supports version upgrade of MR6000 firmware.
- Fixed a bug that "Loading System" is displayed at startup and cannot proceed.

V3.00 (April 2020)

- Supports version upgrade of MR6000 firmware.
- Changed to not use PowerShell at startup.

V2.11 (June 2019)

- Supports version upgrade of MR6000 firmware.

V2.10 (February 2019)

- Release